

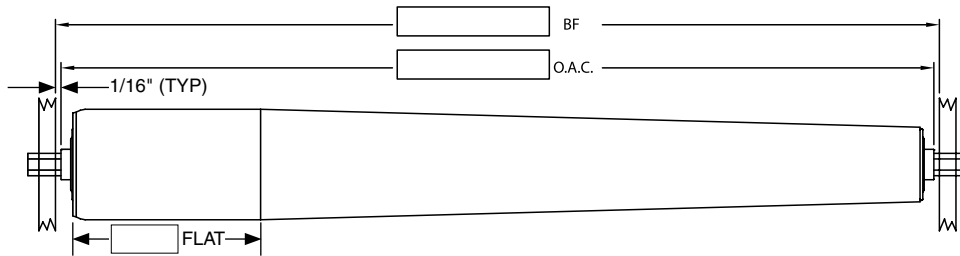
TAPER ROLLER QUOTATION WORKSHEET

Company: _____ Date: _____
 Contact: _____ Quote Due: _____ Desired Delivery: _____
 Phone No.: _____ Contact Email: _____ State: _____
 Ultimation Sales Contact: _____ Quote #: _____

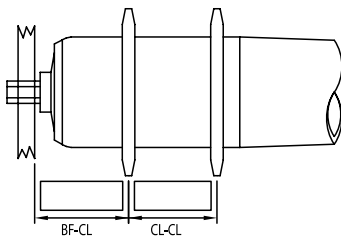
Quantity: _____ Type of Bearing: _____
 Between Frame Width (BF): _____ Pin Retained: _____
 Overall Cone (OAC) (if roller is not in frame): _____ Spring Retained: _____
 Roller Diameter at Small End: _____ Groove Center Line: _____ (if applicable)
 Roller Diameter at Large End: _____ Sprocket Size: _____ (if applicable)
 Wall Thickness (Gauge): _____ Flat Length: _____ (if applicable)
 Axle Size: _____ (Hex or Round) Load Capacity Required: _____
 Axle Length: _____ (or Standard)

Note: Between Frame (BF) is the distance between the frames of the conveyor. The BF measurement is needed to ensure proper fit into the conveyor. The BF dimension allows 1/16" clearance between the extension on the bearing and the side frame at each end. If the roller is not in the conveyor provide the Overall Cone, the length of the roller from bearing tip to bearing tip (See our Roller Measurement Guide for more information). Utilize the drawings below to depict more detailed specifications.

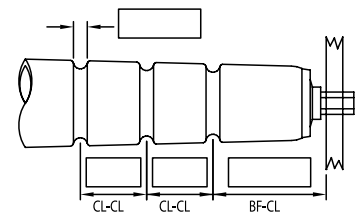
GRAVITY TAPER



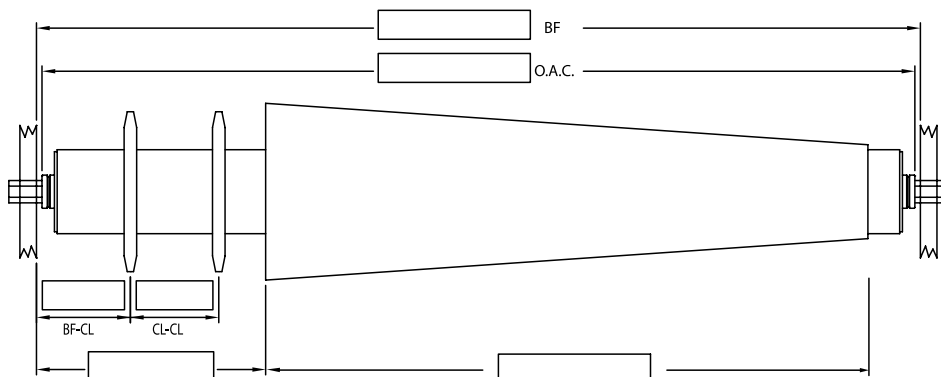
POWER TAPER



GROOVED TAPER



WELD-OVER POWER TAPER



Proposal Drawing Required: Yes No